

Packaging Guideline

This packaging guideline should serve you as a general support. Due to the diversity and disparity of the goods, which are in the parcels transported by GLS, it is not possible to write a guideline for each single type of goods because:

The type and manner of packaging has always to be chosen dependant on the shipped goods, its weight and sensitivity!!

To be able to provide you a high quality service at a favourable price, the transportation of parcels by GLS takes place in so called joint cargo loads.

Furthermore, in the hubs and depots of GLS an automatic conveyor belt system is used for sorting. This all leads to a higher strain (i.e. in the form of jolts, vibration, etc.), which makes a good inner and outer packaging essential.


Packaging

The packaging is formed of three basic parts:

- Outer packaging
- Padding/inner packaging
- Means of fastening

A good **outer packaging** is formed of a carton which is of high quality, moisture resistant and at least of double (with heavy shipments triple) wall corrugated cardboard. This must be extremely resilient and especially guarantee a secure protection of corners, surface and edges. Therefore used cartons should not be used again, as they often already have signs of wear and thus do not anymore have the stability of a new carton.

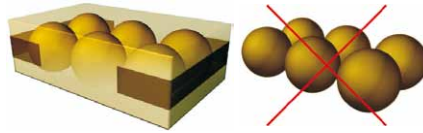
Padding/Inner packaging



Inside the carton all hollow spaces are to be filled in with padding, so that the goods in the parcel cannot move around. The padding is to be chosen based on the type of good to be shipped, its weight and sensitivity.

With heavy and sensitive goods fitting styrofoam parts are to be used.

Basically the padding must be suitable to protect the parcels inside from jolts, pressure and movement, and no direct contact between the goods and the outer packaging should be possible.



When shipping glass bottles we suggest to use special packaging particularly intended for this use.

Means of fastening


A further important part is the **means of fastening** (i.e. tape). The heavier or the larger the parcel is, the stronger the means of fastening should be.

A secure means of fastening is at the same time a transport insurance and a proof of authenticity. The parcel should in all cases be closed, so that no one can access the contents without leaving marks. Please use a well adhering tape (when possible with your company logo) to close the parcel properly on all sides.

Visual parcel control


Remove all old parcel labels, router labels and other labels!

These types of labels are to be removed before the handover to GLS because their bar codes contain sorter information, which could lead to a false sorting. Consequently this type of double labelling can lead to delays in transit times.



Applying the parcel label

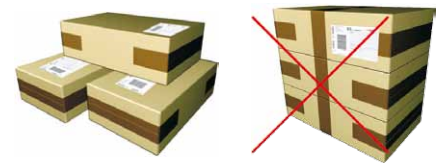
To be able to ensure a smooth processing of all parcels, as a basic principle all relevant parcel labels are to be attached to the largest side of the parcel.



Don't bundle your parcels

Please do not send your parcels bundled, but always separately! Thereby it is essential to attach the necessary parcel label to each parcel.

During the transport, bundled parcels can become loose, e.g. through vibration. In this case the clear allocation of the individual parcels is not ensured anymore.



Contact:

GLS Ireland Ltd.

Unit 1
Stadium Business Park
Ballycoolin
Dublin 11

www.gls-group.eu

Telephone: 00353 - 1530 235 236*

(*calls are charged at 33 cent per minute incl. VAT, mobile call may cost more)